



REACTOR[®] 3

Smart Drum-to-Gun Spray Technology
Expands Your Business and Improves Profitability



PROVEN QUALITY. LEADING TECHNOLOGY.



THERE IS NOTHING LIKE A GRACO ELECTRIC PROPORTIONER

Experienced contractors know the difference. Graco professional electric proportioners are solid investments that perform reliably, year after year.

TRUST YOUR BUSINESS AND REPUTATION TO GRACO

Graco is committed to providing the highest quality, backed by the industry's best warranty.

AMERICAN BUILT QUALITY SINCE 1926

100% factory-tested and field-proven, manufactured, assembled and supported in the USA.

INDUSTRY-LEADING WARRANTY

The industry's strongest warranty. You may never use Graco's warranty - but if you do, we will be there.



GRACO-ONLY SOLUTIONS THAT KEEP YOU SPRAYING



THE ONLY FULLY-CONNECTED DRUM TO GUN SYSTEM

- Maximize your benefits and protection with application intelligence
- Help provide professional results for first time sprayers
- Stay on ratio and improve yield with system intelligence



MAXIMIZE PRODUCTIVITY WITH REMOTE CONTROL AND MONITORING

- Remotely control your machine with the Reactor Connect app
- Easy monitoring and troubleshooting with real-time fleet dashboards
- Streamline your business with job reports and data analytics



QUICK CHANGEOVERS TO FINISH JOBS FASTER

- Quickly switch your pump between drums
- Easily move your pump in low ceiling height rigs
- Makes pump rebuilds fast and easy



EXCLUSIVE ELECTRIC TRANSFER PUMP TECHNOLOGY

- Communicates with the Reactor for improved ratio assurance and yield
- Automatically shuts down when you run out of material
- Monitors inlet pressures and self-adjusts to optimize material feed
- Quiet operation



STRONGER, FASTER TO HEAT, LIGHTER HEATED HOSE DESIGN

- Improved pressure balancing and yield with independent A and B temperature control
- Longer life and improved reliability with new robust hose construction
- Internally or externally heated options to meet all your needs



FROM START TO FINISH, THE WORLD'S MOST ADVANCED SPRAY FOAM AND POLYUREA SYSTEM

The NEW fully-connected Graco Reactor 3 system is your partner in the field. With connectivity from drum to gun, you can precisely control heat, pressure and material flow for spray applications.



CORE

NEW CORE E1 PATENTED TRANSFER PUMPS

Designed to optimize material supplied and minimize downtime. Quieter than your typical pneumatic pumps, while also able to communicate with the Reactor 3 to create a fully-connected system.

Picture shown represents an Elite model system.

Standard and Pro models can upgrade hardware to activate Katalyst System Intelligence.



Reactor3

NEW REACTOR 3 ELECTRIC PROPORTIONER PATENT PENDING

Designed to run quietly and efficiently, the Reactor 3 Electric Proportioner communicates with the entire system to simplify operations, improve performance and reduce maintenance.

ReactorConnect

REACTOR CONNECT PATENTED

Control your system with Reactor Connect and be more productive. Access your Reactor right from the gun. Monitor and adjust your proportioner and keep right on spraying. No hassles. That means you can get more done in your day, with less downtime and better yield.

Xcelerator

NEW XCELERATOR HEATED HOSE PATENT PENDING

Internally or externally heated hoses are independently temperature controlled. The internally heated hoses have 40% faster warm-up times and are 10% lighter than the traditional externally heated hose. Hoses are now available in 50 ft and 100 ft lengths to minimize weight and fluid connections.



THE ONLY FULLY-CONNECTED SYSTEM FROM DRUM TO GUN


Reactor 3 Elite model with Core E1 Transfer Pumps are necessary to activate Katalyst System Intelligence.

FOR MORE INFORMATION, VISIT GRACO.COM/REACTOR3

REACTOR 3 ELECTRIC PROPORTIONER

The ONLY Fully-Connected System From Drum to Gun

Upgrade your rig with a powerful NEW Reactor 3 proportioner, built with advanced capabilities for spray foam and polyurea applications. Reactor 3 is designed to communicate with the entire system to simplify the operator's job, optimize spray parameters and maximize productivity.



NEW ISO LUBE PUMP

- Active ISO Lube system with peristaltic pump
- Automatic timed circulation improves TSL Life
- Reduced maintenance (No check valves)
- New larger easy-to-change ISO lube bottle

NEW FLUID MANIFOLD

- Redesigned with side-mounted fluid valves for easier turning and improved control

NEW INLET FILTERS

- New easy-to-maintain design
- 2X larger filter area
- Separate temperature and pressure sensors for more accurate temperature readings

* Picture shown represents an Elite model.

REACTOR CONNECT

- Real-time dashboard and reports via cellular connectivity
- Improved cellular antenna
- New GPS antenna
- GPS location available in Reactor Connect

NEW TOUCHSCREEN ADVANCED DISPLAY MODULE (ADM)

- Large new touchscreen interface
- Intuitive operation and navigation
- All spray operations from one screen

NEW INDEPENDENT HOSE CONTROL

- Control A and B materials to different temperatures for improved pressure balancing
- Optimizes yield

NEW ADVANCED ELECTRIC DESIGN

- Brushless motor for improved pressure/flow performance
- New temperature control boards for independent hose heat
- Voltage jumpers for easy changing between voltages
- Robust UL listed electrical hose connectors are color coded and keyed for error proof assembly
- New Reactor 3 exclusive: connect with Tier 4 engines for ADM engine diagnostic

OVAL GEAR FLOW METERS (under shroud)

- Verifies fluid ratio
- Provides real-time ratio data: displayed on the ADM and Reactor Connect
- Accurate for a wide range of fluid viscosities

REDUCED SIZE

- Reduced footprint provides additional room in your rig
- Compact design protects the flow meters and hose connections from being damaged in your rig



NEW ADVANCED SOFTWARE FEATURES

- **Katalyst:** Reactor Intelligence from drum-to-gun. System communication and control that improves performance, ratio and yield.
- **Auto Pressure Balance:** Reactor automatically adjusts temperatures to optimize fluid pressures and maximize yield
- **Supply Pump Shutdown:** Automatically shuts down when you run out of material. Prevents air from entering the system that can cause off-ratio issues. (Requires Core E1 pumps)
- **Smart Supply:** Automatically monitors and adjusts fluid inlet pressures to compensate for high viscosity (e.g., cold) materials to keep you spraying on ratio (Requires Elite Reactor paired with Core E1 pumps)
- **Resistance Control Mode:** Accurately monitors and controls hose temperatures without the hassles of fluid sensors and RTD cables
- **Power Management:** Select desired heater wattage for reduced power consumption
- **Cellular Software Updates:** Automatically stay up to date with the latest Reactor software (Requires Reactor Connect)

* Some features and software are only available on Pro and/or Elite models.

WHICH SYSTEM IS RIGHT FOR YOU?

Easy to Upgrade. Add Elite Features Later as Your Business Grows.

Purchase the Reactor 3 system that makes sense for your business now and add features along the way. The Reactor 3 line allows you to start with a Standard or Pro and upgrade to Elite capabilities at any time.

CHOOSE THE REACTOR 3 MODEL THAT BEST FITS YOU



- Touch Screen ADM
- Brushless Motor
- Active ISO Lube Pump
- Data Download (with USB)
- Small Recirculation Valves
- Simple Y-strainers

- Software:**
- Independent A & B Hose Heat
 - Resistance Control Mode



All the features of Standard PLUS...

- Larger Heater Options
- Large Easy-Access Inlet Filters
- Reactor Connect Cell Module
- Large Recirculation Valves
- Drum-Level Dipsticks

- Software:**
- Auto Pressure Balance
 - Power Management
 - Automatic Cellular Software Updates



All the features of Pro PLUS...

- Catalyst Full System Control
- Ratio Assurance
- Inlet Temperature & Pressure Sensors
- Generator Dashboard
- Optimized for Core E1 Transfer Pumps

- Software:**
- Smart Control
 - Smart Supply

WHAT'S INCLUDED IN EACH PACKAGE:

PACKAGE OPTIONS	STANDARD	PRO	ELITE
EXTERNALLY HEATED HOSE (EH) PACKAGES AVAILABLE	Yes	Yes	Yes
INTERNALLY HEATED HOSE (IH) PACKAGES AVAILABLE	Yes	Yes	Yes
WHIP HOSE LENGTH INCLUDED IN PACKAGES	10 ft Whip in EH packages, 20 ft Whip in IH packages	10 ft Whip in EH packages, 20 ft Whip in IH packages	20 ft Whip
ITEMS INCLUDED IN SINGLE HOSE PACKAGE	Reactor, Whip Hose, 1 -50 ft Hose	Reactor, Whip Hose, 1 -50 ft Hose	Reactor, Whip Hose, 1 -50 ft Hose, Eng. CAN Cable
ITEMS INCLUDED IN MULTI-HOSE PACKAGE	Reactor, Whip Hose, 2 -100 ft Hoses	Reactor, Whip Hose, 2 -100 ft Hoses	Reactor, Whip Hose, 2 -100 ft Hoses, Eng. CAN Cable

SELECT YOUR PERFORMANCE LEVEL

Every Business Need is Different

Reactor 3 has a performance point to meet every business need. Whether you are just starting your business and want a reliable machine at a reasonable price or are an established business looking to expand your capabilities and improve your productivity, we have a machine that will meet your needs.

CHOOSE AN OPTION THAT MEETS YOUR NEEDS

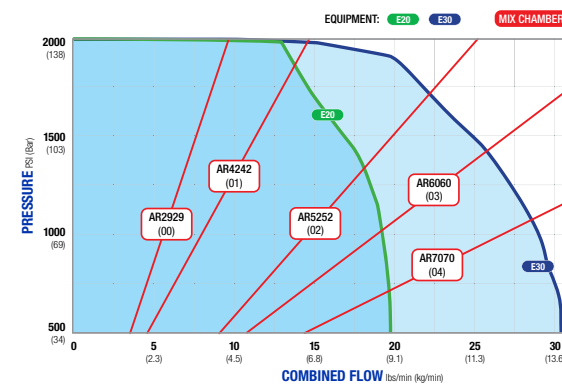
SPRAY FOAM OPTIONS

PROPORTIONER	STANDARD		PRO		ELITE	
MODEL	E-20	E-30	E-20	E-30	E-20	E-30
MOTOR	1.8 HP Brushless	2.5 HP Brushless	1.8 HP Brushless	2.5 HP Brushless	1.8 HP Brushless	2.5 HP Brushless
MAX FLOW	2 GPM	3 GPM	2 GPM	3 GPM	2 GPM	3 GPM
MAX PRESSURE	2000 psi	2000 psi	2000 psi	2000 psi	2000 psi	2000 psi
PRIMARY HEAT	7 kW Sngl. Block	10 kW Sngl. Block	7 kW Sngl. Block	10 kW Sngl. Block	10 kW Sngl. Block	15 kW Dual Block
MAX HOSE LENGTH	220 ft	320 ft	220 ft	320 ft	220 ft	320 ft

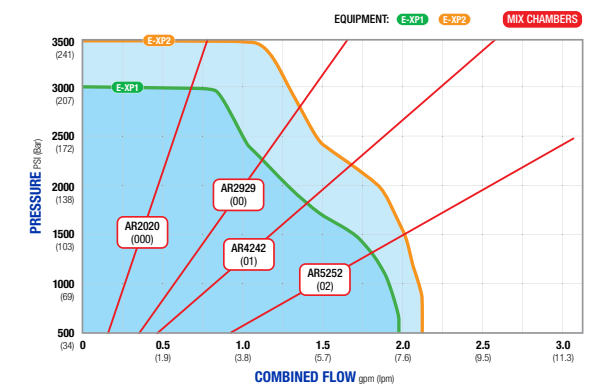
POLYUREA OPTIONS

PROPORTIONER	STANDARD		PRO		ELITE	
MODEL	E-XP1	E-XP2	E-XP1	E-XP2	E-XP1	E-XP2
MOTOR	1.8 HP Brushless	2.5 HP Brushless	1.8 HP Brushless	2.5 HP Brushless	1.8 HP Brushless	2.5 HP Brushless
MAX FLOW	1.5 GPM	2 GPM	1.5 GPM	2 GPM	1.5 GPM	2 GPM
MAX PRESSURE	3000 psi	3500 psi	3000 psi	3500 psi	3000 psi	3500 psi
PRIMARY HEAT	10 kW Sngl. Block	15 kW Dual Block	10 kW Sngl. Block	15 kW Dual Block	10 kW Sngl. Block	15 kW Dual Block
MAX HOSE LENGTH	220 ft	320 ft	220 ft	320 ft	220 ft	320 ft

SPRAY FOAM FLOW CHART



POLYUREA FLOW CHART



NEW TOUCHSCREEN CONTROL

Easier to Control and Access Information

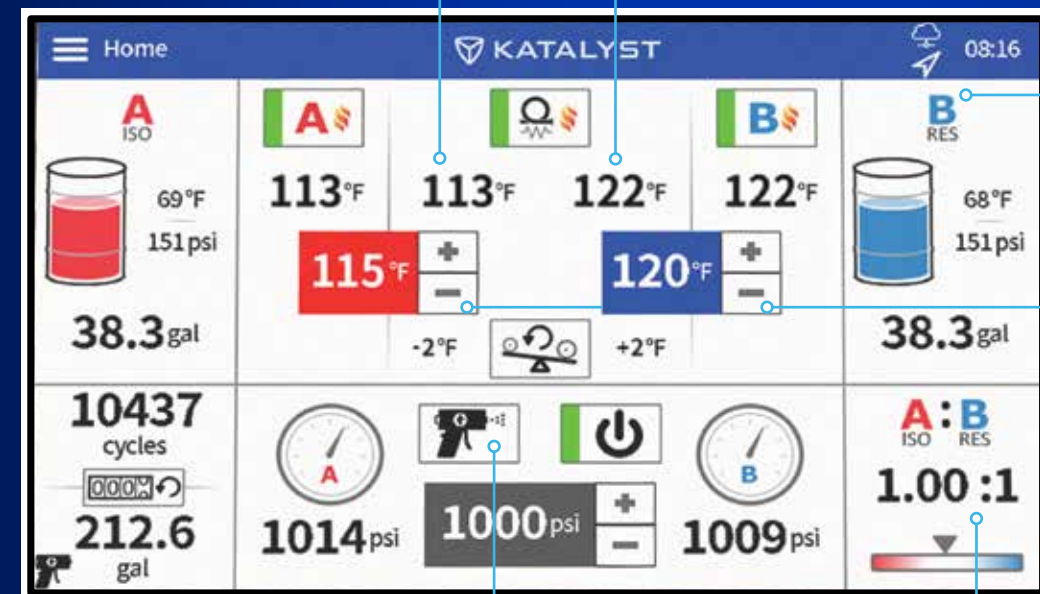
The new larger interface provides simple touchscreen operations and makes the Reactor easy to operate. All the necessary spray information and control is on one screen, making it intuitive and easy to understand. New setup menus offer more controls than ever for owners and managers to optimize the machine for their business needs.

Independent Hose Temperature

- Hose temperatures will follow the A and B material set points to help optimize your spray pattern and maximize material yield

Inlet Material Intelligence

- Quickly see temperature, pressure and volume of A and B material remaining



A and B Fluid Temperature Set Points

- Simplified operations with only two temperature set points
- With independently heated hoses, the A and B materials are heated to your exact A and B temperature setpoints

* Picture shown represents an Elite model.

System Modes

- Quickly change between Spray, Jog and Park modes with the touch of a button

Ratio Assurance

- When equipped with flow meters, view real-time ratio performance

REACTOR CONNECT

Remote Monitoring is Always Within Reach

Reactor Connect is designed for both Sprayers and Owners/Managers alike. Use Reactor Connect to track ratios, receive alerts and view data directly from your smartphone. As a result, owners/managers can monitor rigs, access reports, troubleshoot issues from anywhere and get the crew back to work quickly.

ReactorConnect



REACTOR CONTROL SCREEN - Reactor Connect App

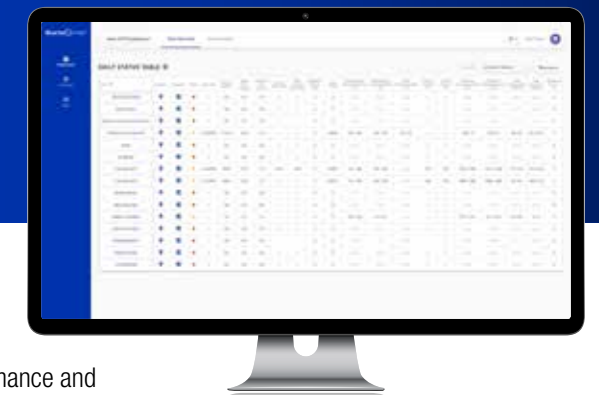
- Adjust temperature and pressure points
- View drum levels
- Turn heat zones on/off
- View and reset cycle counter/material usage
- Turn system on/off
- Turn pump on/off
- Toggle between Spray, Park and Jog modes
- View ratio

MULTI-SYSTEM DASHBOARD - Reactor Connect App

- Current Reactor status
- Daily "power on" time
- Daily "spray" time
- Daily material usage

ONLINE INTERFACE - Reactor Connect Website

- Create user accounts, company profiles and users
- Assign Reactors to your accounts
- Advanced Reactor analytics
- Control access
- GPS location maps
- Automated summary reports
- Customized reporting



GRACO EXPERTS BY YOUR SIDE

Experienced graco technicians can access your Reactor system and troubleshoot issues for you remotely

ADD YOUR DISTRIBUTOR FOR FURTHER HELP

Reactor Analytics is a great tool for analyzing machine performance and quickly diagnosing possible issues. Add your Graco equipment distributor to your Reactor Connect company so they can offer assistance.

KATALYST CONTROL FOR REACTOR 3

Helps Eliminate the Largest Causes of Off-Ratio Issues

Katalyst, the new Reactor 3 software, provides the highest level system intelligence to optimize spray, eliminate ratio issues, improve yield, to help deliver quality results every time.



HOW TO ACTIVATE KATALYST:

Set-up is Simple

- 1 Install Core E1 transfer pumps on your new Reactor 3 Elite proportioner
- 2 Turn on the machine and acknowledge "Electric Transfer Pumps" when prompted. That's it... your Katalyst software is enabled

ACTIVATE KATALYST FOR TOTAL SYSTEM INTELLIGENCE

The Katalyst software ensures your system is operating using the most advanced features available so even first-time sprayers can achieve professional results.

KATALYST PROVIDES FULL COMMUNICATION AND CONTROL

- Communication with the Core E1 pumps nearly eliminates two of the largest causes of off-ratio spraying
 - **Air in the fluid stream:** With Katalyst the system will automatically shut you down when run out of material so air does not enter into the fluid stream
 - **Improperly feeding the Reactor with material:** Katalyst automatically adjusts power to the pumps to always provide optimal material feed to the Reactor. e.g., helping to eliminate feed issues with cold materials
- Communication with Xcelerator heated hoses allows for independent A and B hose heat adjustments and the option of automatic pressure balancing for improved yield



IMPROVE YOUR MATERIAL YIELD USING KATALYST

Even a 5% yield improvement can mean big savings for your business. Calculate your own savings using the calculator below:

MATERIAL COST PER SET	\$3,000
SETS PER YEAR	250
EST. YIELD IMPROVEMENT	5%
ANNUAL SAVINGS: (Cost/set) x (Sets/year) x (Yield Improvement)	\$37,500

* Individual yield improvement may vary.

* Standard and Pro models can upgrade hardware to activate Katalyst System Intelligence.

CORE E1 ELECTRIC TRANSFER PUMPS

Powerful, Quiet, Smart

Get in the flow with Graco's revolutionary NEW Core electric transfer pumps; designed to optimize material supply and minimize downtime. Quieter and less expensive to operate than traditional pneumatic pumps, the new electric pumps can communicate with the Reactor 3 to give you a fully-connected system.



NEW SUPPLY PUMP SHUTDOWN

Senses when a drum is empty and automatically shuts down the transfer pumps and Reactor 3 proportioner before damage occurs, including air entering the system and that can compromise ratio.

NEW SMART SUPPLY

The software automatically monitors and adjusts Reactor 3 proportioner inlet pressures to optimize material feed and on-ratio performance. Maintains inlet pressure between 80 – 200 psi — boosting power to the transfer pump's electric motors when needed. Achieve Smart Supply when using Core E1 pumps with a Reactor 3 Elite model.



With our exclusive ProConnect technology, you can quickly disconnect the motor from the pump lower and easily transfer the pump from drum to drum... even in low ceiling height rigs. Paying for taller rigs or having to tip the drum to remove the pump is no longer necessary.

TIP: Have an extra pump lower installed on your rig to make changing drums even faster and cleaner.

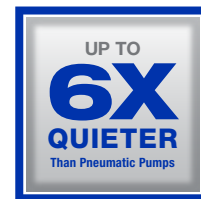


CONNECTIONS MADE EASY!

Connecting your motor to the lower just got as easy as 1, 2, 3.



1. Loosen T-handle
2. Open Pump Clamp
3. Slide Electric Motor to Remove



That's equivalent to reducing the sound in your rig from being as loud as a motorcycle to that of a car.

NEW XCELERATOR HEATED HOSES

Faster to Heat, Lighter Weight, Improved Flexibility

Graco's new Xcelerator heated hoses provide more options and control than ever. All Xcelerator hoses are designed to provide full independent A and B temperature control. This provides more precise pressure balancing and improved material yield. New robust construction provides longer life and reduced maintenance.




PATENT PENDING

HOSE CONNECTIONS THAT ARE LIGHTWEIGHT AND ROBUST

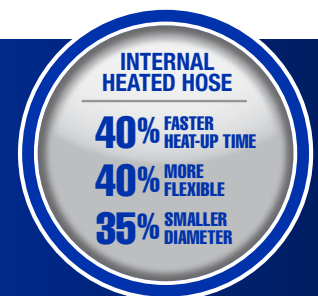
Graco's new electrical connectors are designed with the user in mind

- 1 **Pin and Socket Connectors**
 - Male/Female connectors provide a strong, reliable electric connection
- 2 **Gasket and O-Ring Seal**
 - Provides moisture-proof electrical connection
- 3 **Keyed Feature**
 - Unique keys on A and B connectors prevent incorrect connections



DESIGNED FOR SPEED AND RELIABILITY


- Fully-independent A and B temperature control
- Internally heated and externally heated options
- Available in both 50 ft and 100 ft lengths: Minimizes fluid and electrical connections
- Optimized for Resistance Control Mode: Reduces maintenance and issues with no cables or sensors required



GRACO'S NEW INTERNAL HEATED HOSE HAS THE SMALLEST, LIGHTEST WEIGHT CONNECTIONS IN THE INDUSTRY

The robust, compact design allows the heating element to enter/exit the fluid stream at each hose joint without adding significant size or weight.

- 1 **Heating Wire**
 - Heating wire is located in hose ID for direct material contact and quick heating
- 2 **Wire Seal Nut/Ferrule/O-ring/Bushing**
 - These components allow the heating wire to transition out of fluid and provide a proper seal
- 3 **Crimp Connector**
 - Connects the heating wire to the multi-strand wire that allows the hose power to connect between hose joints



Standard – Spray Foam Proportioners & Packages



ESR310 Shown

REACTOR 3 E-20

- 26R310 Reactor 3, E-20, Standard, 7kW Heat**
- ESR310 Package: 50 ft ext heated hose, 10 ft whip
- EHR310 Package: 100 ft ext heated hose (qty 2), 10 ft whip
- ISR310 Package: 50 ft int heated hose, 20 ft whip
- IHR310 Package: 100 ft int heated hose (qty 2), 20 ft whip

REACTOR 3 E-30

- 26R330 Reactor 3, E-30, Standard, 10kW Heat**
- ESR330 Package: 50 ft ext heated hose, 10 ft whip
- EHR330 Package: 100 ft ext heated hose (qty 2), 10 ft whip
- ISR330 Package: 50 ft int heated hose, 20 ft whip
- IHR330 Package: 100 ft int heated hose (qty 2), 20 ft whip



ESR320 Shown

REACTOR 3 E-XP1

- 26R320 Reactor 3, E-XP1, Standard, 10kW Heat**
- ESR320 Package: 50 ft ext heated hose, 10 ft whip
- EHR320 Package: 100 ft ext heated hose (qty 2), 10 ft whip
- ISR320 Package: 50 ft int heated hose, 20 ft whip
- IHR320 Package: 100 ft int heated hose (qty 2), 20 ft whip

REACTOR 3 E-XP2

- 26R340 Reactor 3, E-XP2, Standard, 15kW Heat**
- ESR340 Package: 50 ft ext heated hose, 10 ft whip
- EHR340 Package: 100 ft ext heated hose (qty 2), 10 ft whip
- ISR340 Package: 50 ft int heated hose, 20 ft whip
- IHR340 Package: 100 ft int heated hose (qty 2), 20 ft whip

Pro – Spray Foam Proportioners & Packages



ESR311 Shown

REACTOR 3 E-20

- 26R311 Reactor 3, E-20, Pro, 7kW Heat**
- ESR311 Package: 50 ft ext heated hose, 10 ft whip
- EHR311 Package: 100 ft ext heated hose (qty 2), 10 ft whip
- ISR311 Package: 50 ft int heated hose, 20 ft whip
- IHR311 Package: 100 ft int heated hose (qty 2), 20 ft whip

REACTOR 3 E-30

- 26R331 Reactor 3, E-30, Pro, 10kW Heat**
- ESR331 Package: 50 ft ext heated hose, 10 ft whip
- EHR331 Package: 100 ft ext heated hose (qty 2), 10 ft whip
- ISR331 Package: 50 ft int heated hose, 20 ft whip
- IHR331 Package: 100 ft int heated hose (qty 2), 20 ft whip



ESR321 Shown

REACTOR 3 E-XP1

- 26R321 Reactor 3, E-XP1, Pro, 10kW Heat**
- ESR321 Package: 50 ft ext heated hose, 10 ft whip
- EHR321 Package: 100 ft ext heated hose (qty 2), 10 ft whip
- ISR321 Package: 50 ft int heated hose, 20 ft whip
- IHR321 Package: 100 ft int heated hose (qty 2), 20 ft whip

REACTOR 3 E-XP2

- 26R341 Reactor 3, E-XP2, Pro, 15kW Heat**
- ESR341 Package: 50 ft ext heated hose, 10 ft whip
- EHR341 Package: 100 ft ext heated hose (qty 2), 10 ft whip
- ISR341 Package: 50 ft int heated hose, 20 ft whip
- IHR341 Package: 100 ft int heated hose (qty 2), 20 ft whip

Elite – Spray Foam Proportioners & Packages



ISR312 Shown

REACTOR 3 E-20

- 26R312 Reactor 3, E-20, Elite, 10kW Heat**
- ESR312 Package: 50 ft ext heated hose, 20 ft whip, engine cable
- EHR312 Package: 100 ft ext heated hose (qty 2), 20 ft whip, engine cable
- ISR312 Package: 50 ft int heated hose, 20 ft whip, engine cable
- IHR312 Package: 100 ft int heated hose (qty 2), 20 ft whip, engine cable

REACTOR 3 E-30

- 26R332 Reactor 3, E-30, Elite, 15kW Heat**
- ESR332 Package: 50 ft ext heated hose, 20 ft whip, engine cable
- EHR332 Package: 100 ft ext heated hose (qty 2), 20 ft whip, engine cable
- ISR332 Package: 50 ft int heated hose, 20 ft whip, engine cable
- IHR332 Package: 100 ft int heated hose (qty 2), 20 ft whip, engine cable



ISR322 Shown

Elite – Polyurea Proportioners & Packages

REACTOR 3 E-XP1

- 26R322 Reactor 3, E-XP1, Elite, 10kW Heat**
- ESR322 Package: 50 ft ext heated hose, 20 ft whip, engine cable
- EHR322 Package: 100 ft ext heated hose (qty 2), 20 ft whip, engine cable
- ISR322 Package: 50 ft int heated hose, 20 ft whip, engine cable
- IHR322 Package: 100 ft int heated hose (qty 2), 20 ft whip, engine cable

REACTOR 3 E-XP2

- 26R342 Reactor 3, E-XP2, Elite, 15kW Heat**
- ESR342 Package: 50 ft ext heated hose, 20 ft whip, engine cable
- EHR342 Package: 100 ft ext heated hose (qty 2), 20 ft whip, engine cable
- ISR342 Package: 50 ft int heated hose, 20 ft whip, engine cable
- IHR342 Package: 100 ft int heated hose (qty 2), 20 ft whip, engine cable

Complete Elite Packages:

Complete packages include Reactor Elite proportioner, Internally Heated Hoses and Core E1 Pumps

REACTOR 3 E-20

- CSR312 Package: Reactor E-20 Elite, 50 ft int heated hose, 20 ft whip, engine cable, Core E1 pump kit
- CHR312 Package: Reactor E-20 Elite, 100 ft int heated hose (qty 2), 20 ft whip, engine cable, Core E1 pump kit

REACTOR 3 E-30

- CSR332 Package: Reactor E-30 Elite, 50 ft int heated hose, 20 ft whip, engine cable, Core E1 pump kit
- CHR332 Package: Reactor E-30 Elite, 100 ft int heated hose (qty 2), 20 ft whip, engine cable, Core E1 pump kit

Complete Elite Packages:

Complete packages include Reactor Elite proportioner, Internally Heated Hoses and Core E1 Pumps

REACTOR 3 E-XP1

- CSR322 Package: Reactor E-XP1 Elite, 50 ft int heated hose, 20 ft whip, engine cable, Core E1 pump kit
- CHR322 Package: Reactor E-XP1 Elite, 100 ft int heated hose (qty 2), 20 ft whip, engine cable, Core E1 pump kit

REACTOR 3 E-XP2

- CSR342 Package: Reactor E-XP2 Elite, 50 ft int heated hose, 20 ft whip, engine cable, Core E1 pump kit
- CHR342 Package: Reactor E-XP2 Elite, 100 ft int heated hose (qty 2), 20 ft whip, engine cable, Core E1 pump kit



graco.com/AddFusion



DON'T FORGET TO CHOOSE YOUR GUN SEPARATELY WHEN ORDERING YOUR REACTOR

Fusion® PC Gun – A Perfect Rebuild in Seconds

For more information on additional gun options, see P&A brochure

FOR PART NUMBERS AND MORE DETAILS ON REACTOR 3 PROPORTIONERS:

Visit graco.com/reactor3 or ask your local authorized Graco distributor



graco.com/reactor3

HOSE – SPRAY FOAM



- 25P775 **Whip:** LP, 10 ft, 2000 psi
- 25P776 **Whip:** LP, 20 ft, 2000 psi

- 96B101 **Hose:** 3/8 in, External, LP, 50 ft, Blue Mesh, 2000 psi
- 96B103 **Hose:** 3/8 in, External, LP, 100 ft, Blue Mesh, 2000 psi
- 96B125 **Hose:** 3/8 in, External, LP, 50 ft, RTD, Blue Mesh, 2000 psi
- 96B129 **Hose:** 3/8 in, External, LP, 100 ft, RTD, Blue Mesh, 2000 psi

- 25P434 **Hose:** 3/8 in, Internal, LP, 50 ft, Xtreme-Wrap, 2000 psi
- 25P435 **Hose:** 3/8 in, Internal, LP, 100 ft, Xtreme-Wrap, 2000 psi
- 25P437 **Hose:** 3/8 in, Internal, LP, 50 ft, RTD, Xtreme Wrap, 2000 psi
- 25P438 **Hose:** 3/8 in, Internal, LP, 100 ft, RTD, Xtreme Wrap, 2000 psi

HOSE – POLYUREA



- 25P777 **Whip:** HP, 10 ft, 3500 psi
- 25P778 **Whip:** HP, 20 ft, 3500 psi

- 96B111 **Hose:** 3/8 in, External, HP, 50 ft, Blue Mesh, 3500 psi
- 96B113 **Hose:** 3/8 in, External, HP, 100 ft, Blue Mesh, 3500 psi
- 96B145 **Hose:** 3/8 in, External, HP, 50 ft, RTD, Blue Mesh, 3500 psi
- 96B149 **Hose:** 3/8 in, External, HP, 100 ft, RTD, Blue Mesh, 3500 psi

- 25P534 **Hose:** 3/8 in, Internal, HP, 50 ft, Xtreme-Wrap, 3500 psi
- 25P535 **Hose:** 3/8 in, Internal, HP, 100 ft, Xtreme-Wrap, 3500 psi
- 25P537 **Hose:** 3/8 in, Internal, HP, 50 ft, RTD, Xtreme Wrap, 3500 psi
- 25P538 **Hose:** 3/8 in, Internal, HP, 100 ft, RTD, Xtreme Wrap, 3500 psi

HOSE ACCESSORIES

- 18E175 **Dual FTS Kit** for Independedntly Heated Hoses
- 18E176 **Xcelerator** Xtreme Wrap 50 feet
- 18E177 **Xcelerator** Xtreme Wrap 100 feet



CORE E1 TRANSFER PUMPS

- 26D000 **E1** Transfer Pump
- 26D005 **E1 PKG:** two pumps, Transfer Pump Controller, CAN cable
- 26D006 **E1 PKG:** two pumps, Transfer Pump Controller, CAN cable, fluid hoses
- 26D277 **E1 PKG:** two pumps, Transfer Pump Controller, CAN cable, fluid and air hoses



T4 TRANSFER PUMPS

- 26D001 **T4** Pump
- 26D002 **T4 PKG:** two pumps, fluid hoses
- 26D003 **T4 PKG:** two pumps, fluid and air hoses
- 273295 **T4/E1:** Pump Lower, Carbon Steel, (Bung adapter not included)
- 25B395 **Kit:** Bung Adapter, 2 in, EZ Removal



KITS TO UPGRADE STANDARD AND PRO MODELS

- 18E212 **Kit:** Reactor 3, Ratio Assurance
- 18E246 **Kit:** Strainer, Reactor 3, Pair, Pro
- 18E247 **Kit:** Strainer, Reactor 3, Pair, Elite
- 18E248 **Kit:** Sensors, Inlet, Temperature, Pressure
- 255148 **Kit:** Large Recirculation Valve Set



REACTOR CONNECT KITS

- 18E242 **Reactor Connect Kit:** USA and Mexico, CAT-M, GPS
- 18E245 **Reactor Connect Kit:** Canada, CAT-1, GPS
- 18E244 **Reactor Connect Kit:** Var. Countries, CAT-M, GPS
- 18E243 **Reactor Connect Kit:** Var. Countries, 3G, GSM, GPS
- 18E211 **Kit:** R3,Remote Mount Bracket

ACCESSORY KITS

- 18E154 **Kit:** Reactor 3, Air Manifold
- 20A677 **Kit:** Reactor 3, Engine CAN, Harness
- 20A676 **Kit:** Reactor 3, Light Tower
- 18D314PKG **ADM:** Touchscreen screen protectors, 10 pack
- 25T859 **Kit:** TSL, bottle, (1 qt)
- 24M174 **Kit:** Drum level dip sticks



ADD CORE E1 TRANSFER PUMPS TO ANY REACTOR 3

A Complete System Fully-Connected From Drum to Gun

For more information on transfer pump options, see P&A brochure

FOR PART NUMBERS AND MORE DETAILS ON REACTOR 3 ACCESSORIES:

Visit graco.com/reactor3acc or ask your local authorized Graco distributor





Every Graco purchase comes
with A+ Customer Service.

Questions?
Call (844) 241-9499

For more information visit [graco.com/contractor](https://www.graco.com/contractor)

©2022 Graco Inc. 3J0315 Rev. A 01/22 All other brand names or marks are used for identification purposes and are trademarks of their respective owners. All written and visual data contained in this document are based on the latest product information available at the time of publication. For more information on Graco's Intellectual Property see www.graco.com/patents or www.graco.com/trademarks. Product warranties are limited and subject to terms and conditions. Graco reserves the right to make changes at any time without notice.